



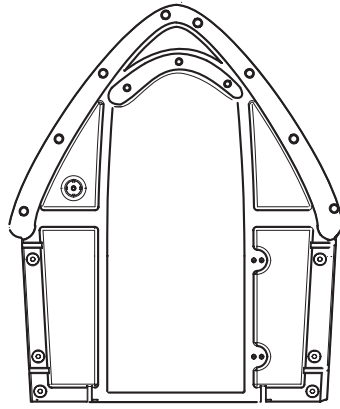
# BOT 1160



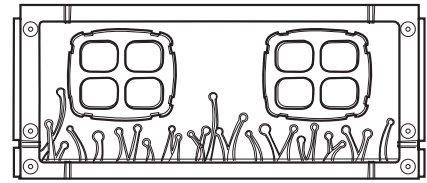
WARNING!  
**2+**  
years



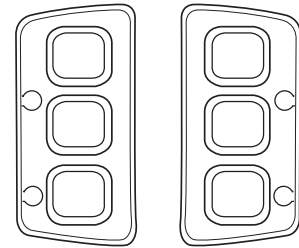
**B** X1  
2-50-560



**C** X1  
5-52-560

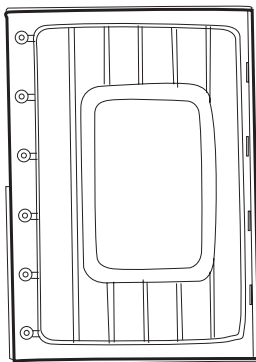


**A** X2  
5-50-560



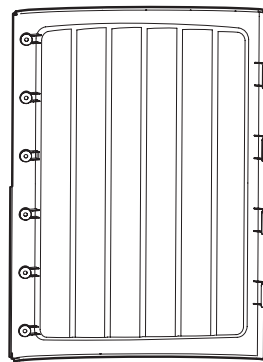
**S** X1  
8-50-560

**T** X1  
9-50-560



**D** X1  
4-50-560

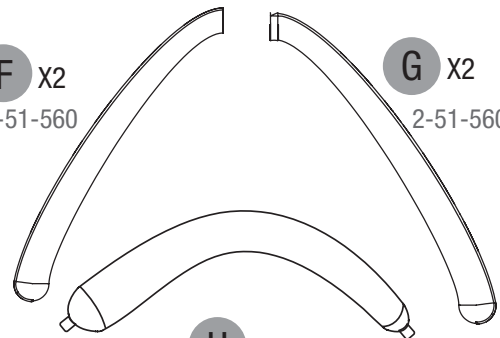
X1



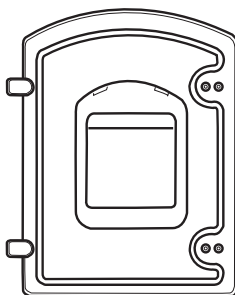
**E** X1  
3-50-560

**F** X2  
1-51-560

**G** X2  
2-51-560




**H** X1  
4-51-560



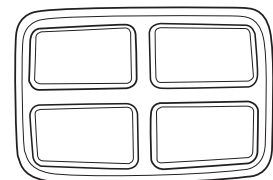
**I** X1  
6-50-560



**J** X1  
5-51-560



**K** X4  
7-50-560



**W** X1  
3-51-560

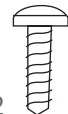
**L** X36  
8-99-560



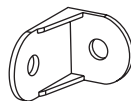
**O** X36  
9-51-560



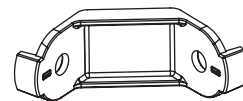
**R** X9  
vpt050560.2



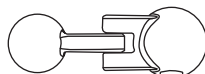
**M** X12  
1-52-560



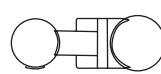
**P** X6  
2-52-560



**N** X2  
1-53-560

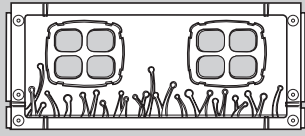


**Q** X4  
2-53-560



CONTAINING SPARE PARTS

1



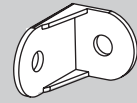
(A) X2



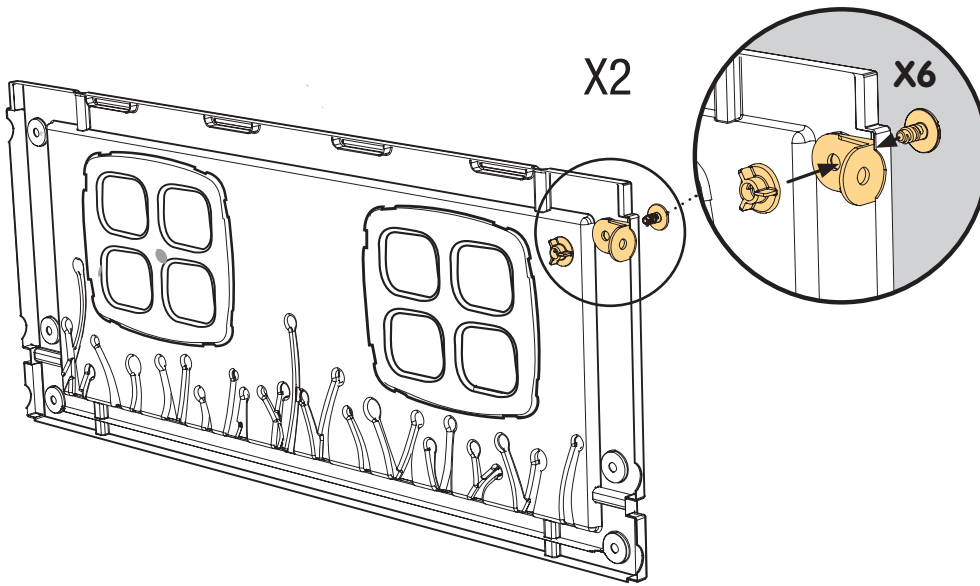
(O) X12




(M) X12



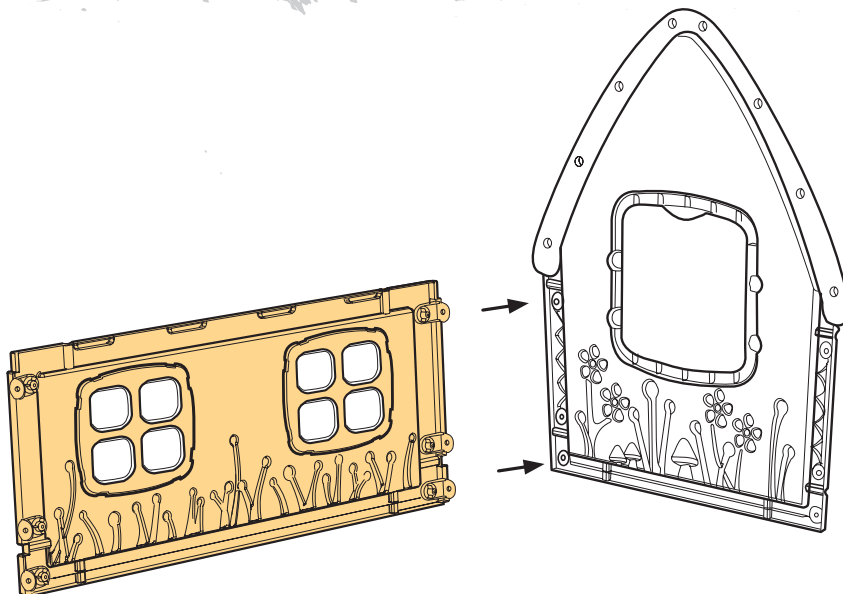
(L) X12



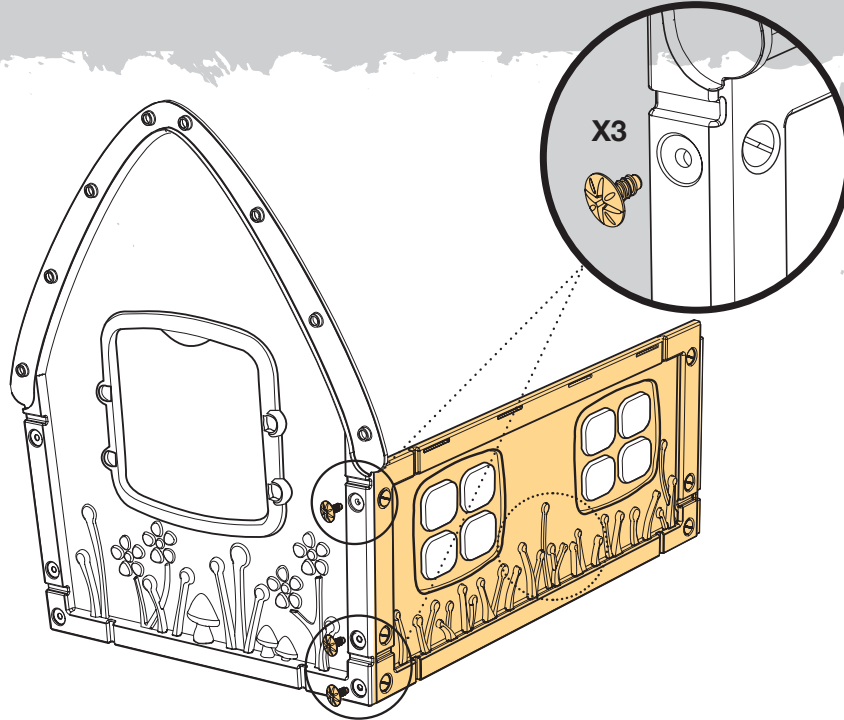
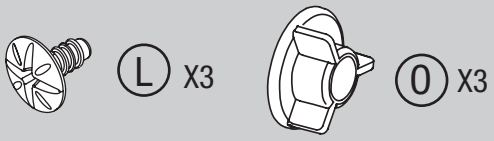
2



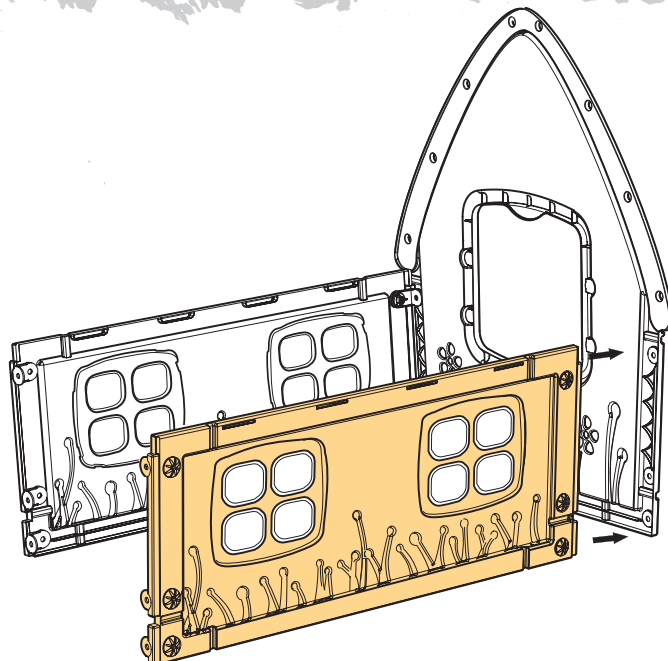
(B) X1



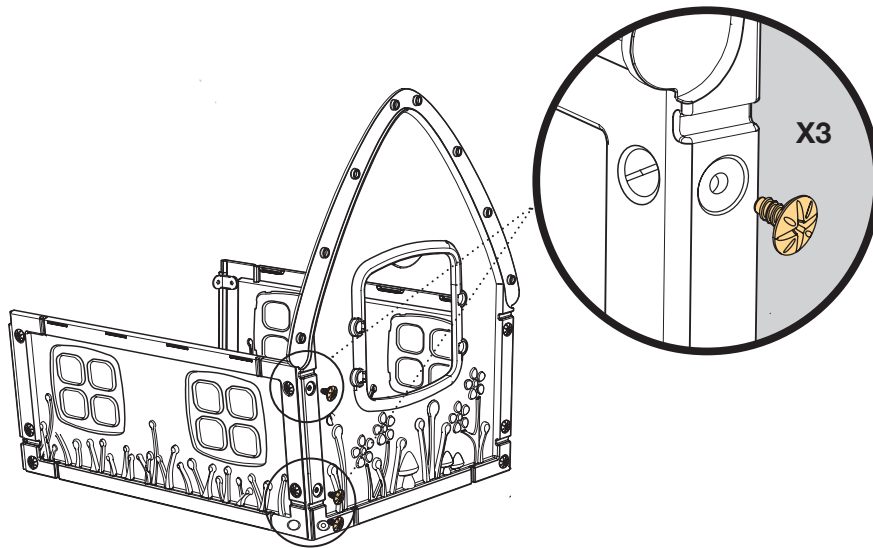
3



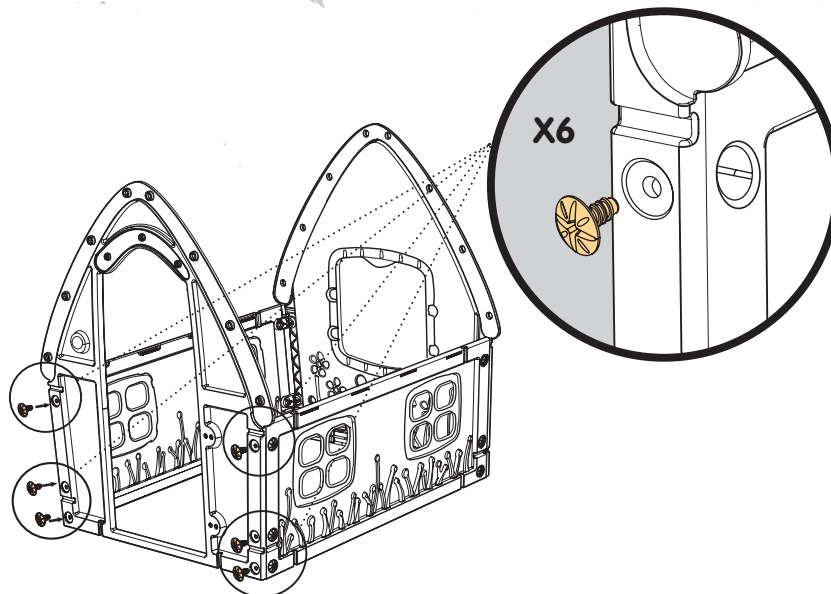
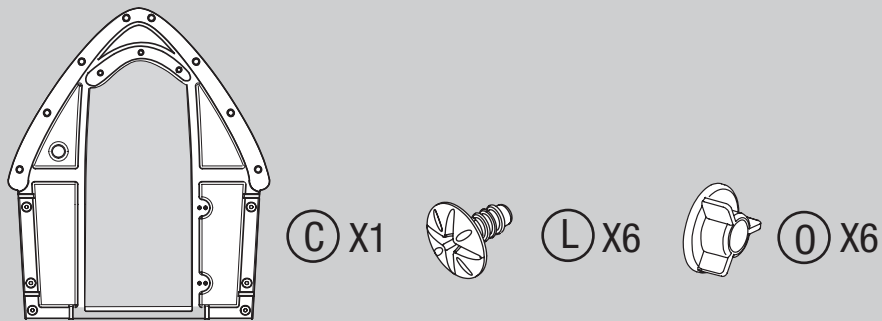
4



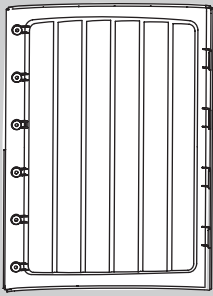
5



6



7



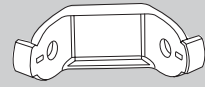
(E) X1




(L) X6



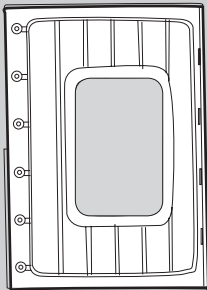
(O) X6



(P) X6



8



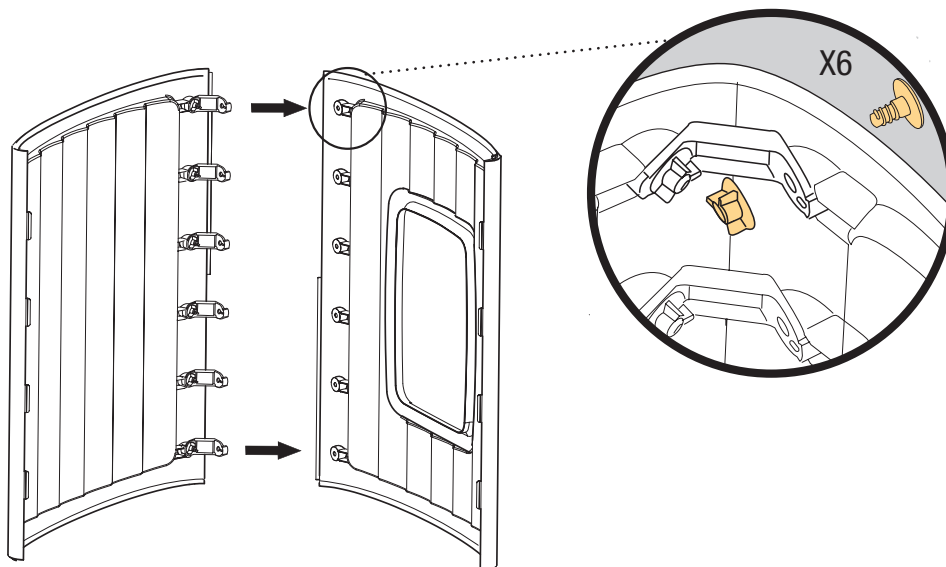
(D) X1



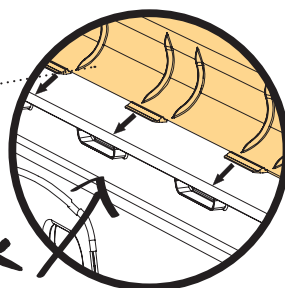
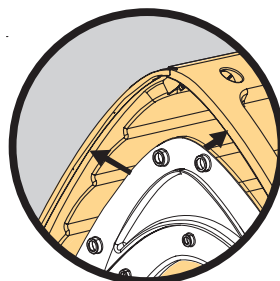
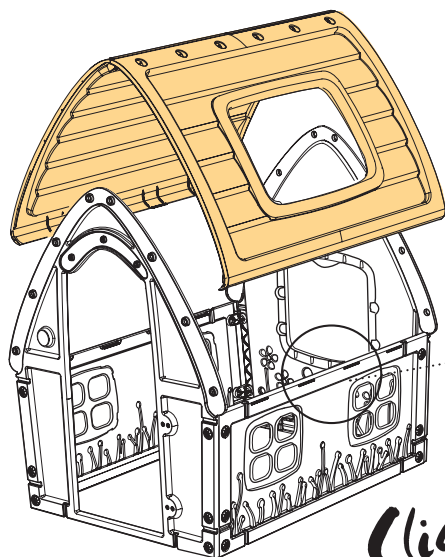
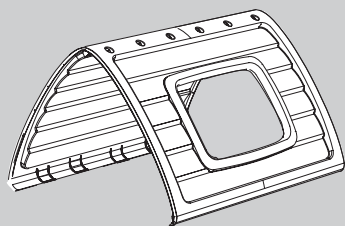
(L) X6



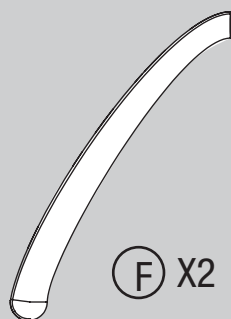
(O) X6



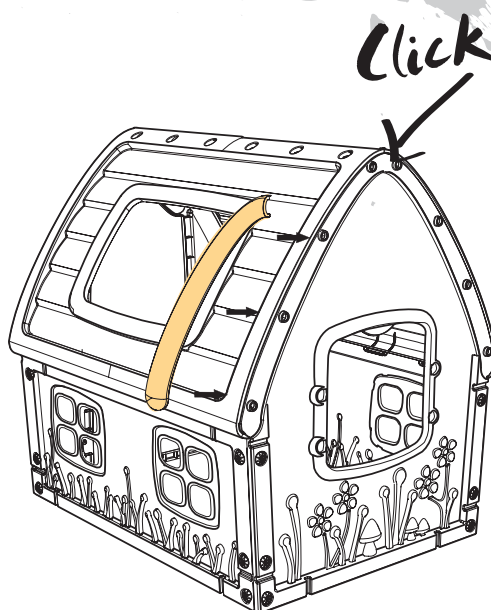
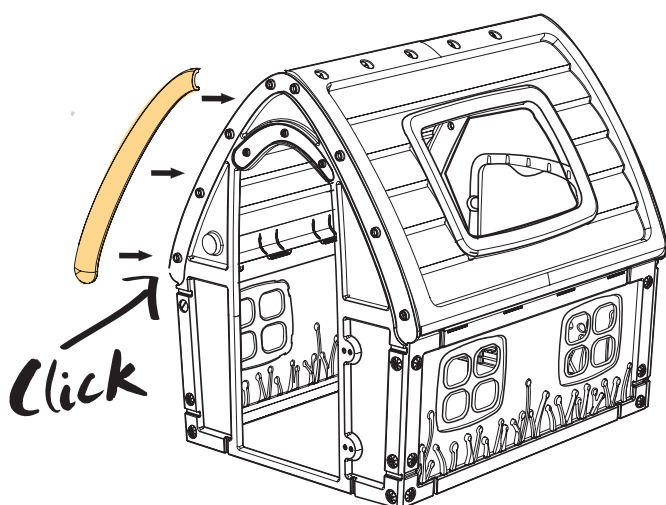
9




10




(F) X2




11



(G) X2

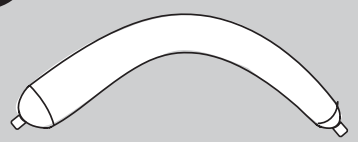


Click



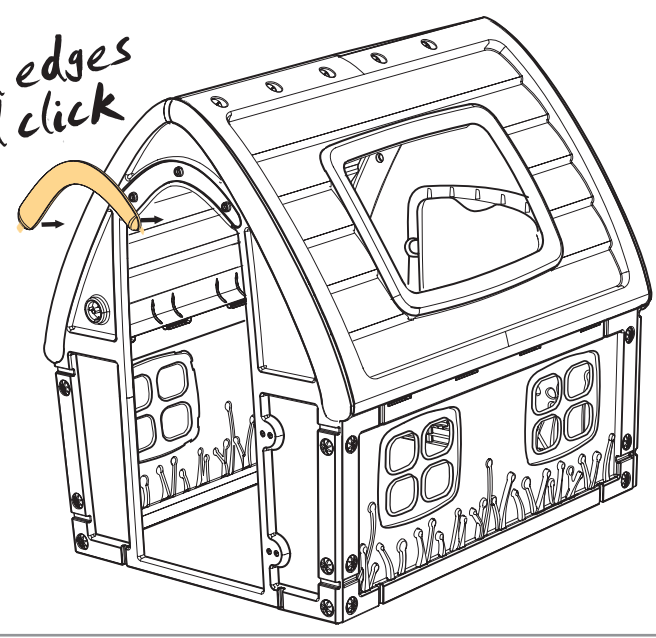
Click

12



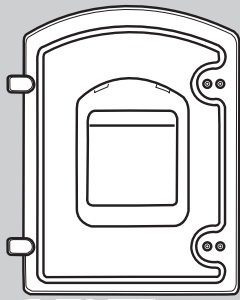
(H) X1

Bend edges  
and click

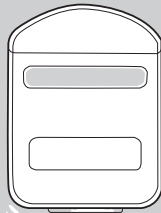




13



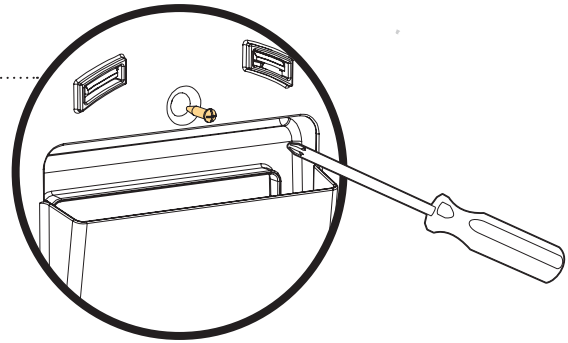
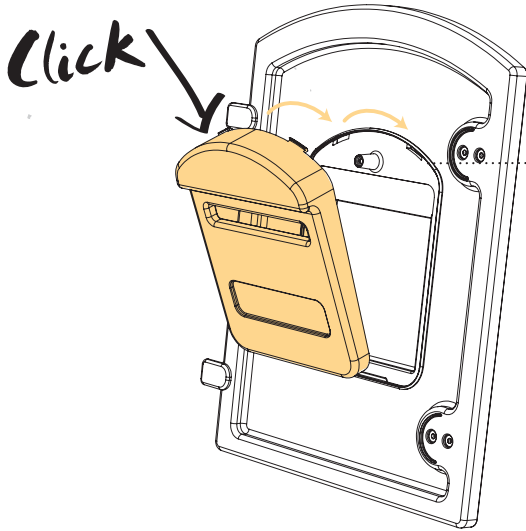
I X1



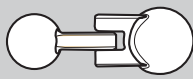
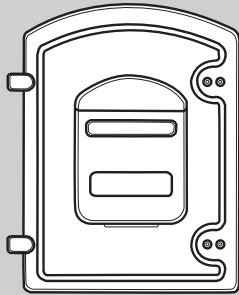
J X1



R X1



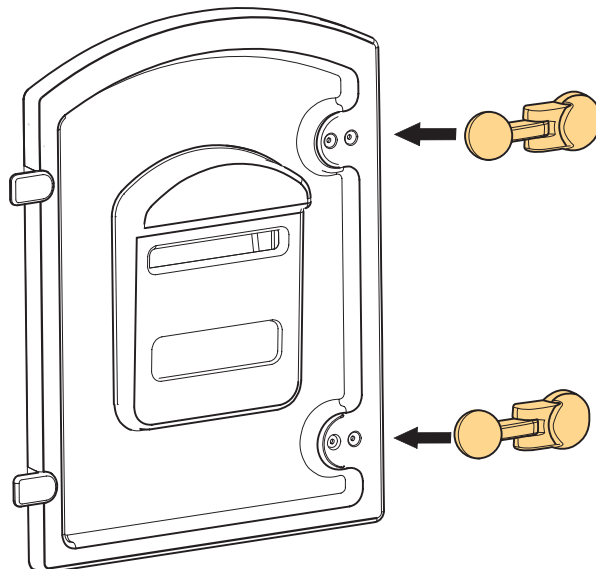
14



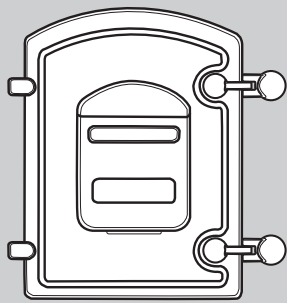
N X2



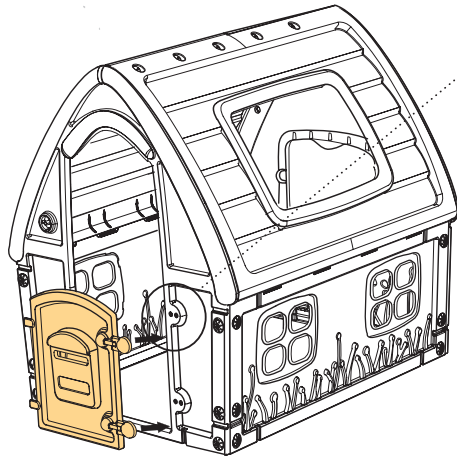
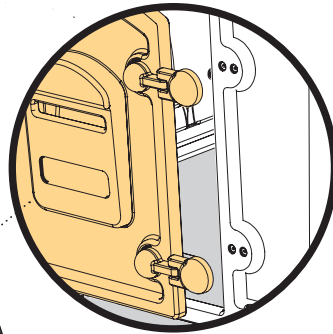
R X4



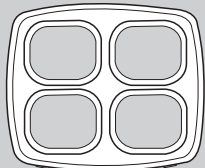
15




(R) X4



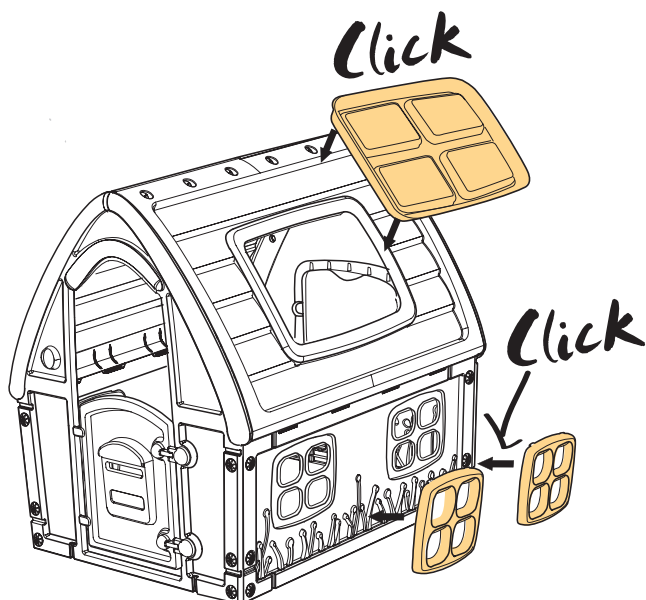
16




(K) X4



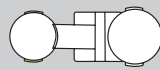
(W) X1



17



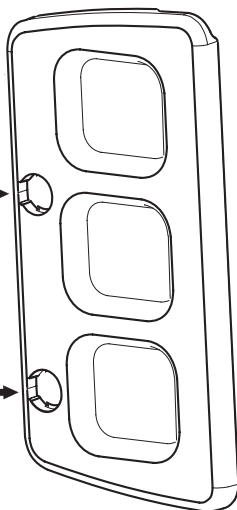



S X1 T X1

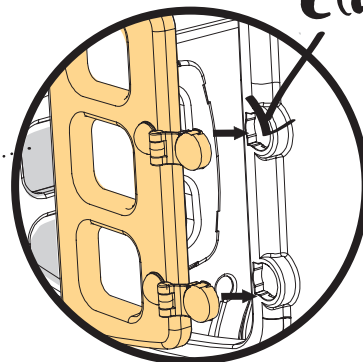




Q X4

Click



18



X2

- EN**
- **WARNING!** Domestic use only.
  - **WARNING!** Outdoor use.
  - **WARNING!** 30kg user max. weight.
  - **WARNING!** 2+ years.
  - Use under adult supervision only.
  - Remove all packaging materials such as bags, bands and cartons.
  - Place the toy on a level surface at least 2m from any structure or obstruction, such as fence, garage, house, overhanging branches, laundry lines or electrical wires.
  - The toy shall not be installed over concrete, asphalt or any other hard surface.
  - Check regularly the toy before use.
  - Check connections regularly for continued security and for any evidence of deterioration or hazards.
  - Replace, if required, with suitable and new parts, failure to do so may result in an injury or fall.
  - Adult assembly required.
  - Please keep this instruction sheet for future reference.
  - Climbing on the roof is forbidden.
  - Cleaning: Use a damp soft cloth & light detergent to clean.
  - Take down the item if adverse weather conditions are forecast: i.e. strong winds.

- DE**
- **ACHTUNG!** Nur für den Hausgebrauch.
  - **ACHTUNG!** Für drinnen und draußen geeignet.
  - **ACHTUNG!** Max. Benutzergewicht: 30 kg.
  - **ACHTUNG!** 2+ Jahre.
  - Benutzung nur unter Aufsicht von Erwachsenen.
  - Entfernen Sie das Verpackungsmaterial wie Plastikbeutel, Bänder und Kartons.
  - Stellen Sie die Hous auf einen ebenen Untergrund, wenigstens 2 Meter von eglichen Gebäuden
  - oder Hindernissen wie Zäune, Garagen, überhängende Äste, Wäscheleinen oder Elektrokabel auf.
  - Das Spielzeug soll nicht auf Beton, Asphalt oder einer anderen harten Oberfläche aufgebaut werden.
  - Überprüfen Sie den Artikel regelmäßig vor dem Gebrauch.
  - Prüfen Sie die Verbindungen regelmäßig für kontinuierliche Sicherheit und um das Risiko von Verschleißerscheinungen auszuschließen.
  - Ersetzen Sie, wenn nötig, Verschleißteile durch entsprechende neue Teile. Sollten Sie dies nicht machen, entsteht Verletzungsgefahr.
  - Verwahren Sie diese Gebrauchsanleitung sorgfältig für weitere Korre spondenz.
  - Klettern auf dem Dach ist verboten.
  - Reinigung: Verwenden Sie ein feuchtes Tuch und Licht Spülmittel zu reinigen.
  - Nehmen Sie den Artikel, wenn ungünstige Wetterbedingungen prognostiziert werden:dh: starke Winde.

- NL**
- **WAARSCHUWING!** Uitsluitend voor huiselijk gebruik.
  - **WAARSCHUWING!** Gebruik voor buitens.
  - **WAARSCHUWING!** Maximale belasting 30 kg.
  - **WAARSCHUWING!** Voor kinderen vanaf 2 jaar.
  - Gebruik van dit product uitsluitend onder toezicht van een volwassene.
  - Verwijder de volledige verpakking, zoals zakken, banden en cartons.
  - Plaats de huis op een vlakke ondergrond, minstens 2 meter verwijderd van obstakels zoals muren, elektrische bedrading, waslijnen, overhangende takken enz.
  - Plaats het speeltuig niet op een harde ondergrond, zoals beton of asfalt.
  - Controleer het speeltuig regelmatig voor gebruik.
  - Controleer verbindingen regelmatig op slijtage of ondeugdelijkheid.
  - Indien noodzakelijk, vervang onderdelen door nieuwe, passende onderdelen.
  - Bovenstaande is noodzakelijk ter voorkoming van ongelukken.
  - Montage uitsluitend door een volwassene.
  - Bewaar deze instructies voor toekomstig gebruik. Nemen van de item als ongunstige weersomstandigheden worden voorspeld: dat wil zeggen: harde wind.

- FR**
- **ATTENTION.** Utilisation extérieure
  - **ATTENTION.** Pour enfant à partir de 2 ans
  - **ATTENTION.** Pour enfant de poids maximum 30 kg
  - **ATTENTION.** Réservé à un usage familial
  - Montage Exclusivement Par Un Adulte
  - **ATTENTION.** A utiliser sous la surveillance rapprochée d'un adulte.
  - La maison doit être placée sur une surface nivelée en prévoyant une zone minimale de 2 m entre celui-ci et toute structure ou obstacle tel qu'une barrière, un garage, une maison, des branches d'arbres, des fils à linge ou des câbles électriques.
  - La maison ne doit pas être installée sur du béton, de l'asphalte ou tout autre revêtement en dur.
  - Ces informations doivent être conservées pour toute référence ultérieure.
  - **MAINTENANCE**
  - Il est de première importance d'effectuer des vérifications sur les parties principales à intervalles réguliers et en particulier au début de chaque saison ainsi qu'au cours de la saison d'utilisation du jeu.
  - A défaut de procéder à ces vérifications, le jouet d'activité pourrait se renverser, les différents panneaux pourraient tomber sur l'enfant et constituer un danger.
  - Vérifier tous les écrous et boulons et les resserrer si nécessaire.
  - Remplacer les éléments défectueux conformément aux instructions du fabricant.

- IT**
- **ATTENZIONE!** Solo uso domestico.
  - **ATTENZIONE!** Uso esterno.
  - **ATTENZIONE!** 30kg utilizzatore peso max.
  - **ATTENZIONE!** Età raccomandata: 2+.
  - Quando bambini usano questo prodotto serve la supervisione di un adulto.
  - Rimuovere tutti gli imballi come sacchi, reggette e cartoni.
  - Posizionare la casetta su un fondo piano, a una distanza di almeno 2 metri da qualunque tipo di edificio od ostacolo come recinzioni, garage, rami soprastanti, stendibiancheria o cavi elettrici.
  - Gioco non può essere istallato su cemento, asfalto o altra superficie rigida.
  - Verificare regolarmente lo stato del giocattolo prima dell'uso.
  - Verificare regolarmente i collegamenti ai fini della sicurezza cercando eventuali segni di deterioramento o pericoli.
  - Sostituire, se necessario, con pezzi di ricambio adatti e nuovi.
  - La non osservanza di quanto sopra può comportare lesioni o cadute.
  - L'assemblaggio va eseguito obbligatoriamente da persone adulte.
  - Conservare il presente foglio istruzioni per futuro riferimento.
  - È vietato arrampicarsi sul tetto.
  - Pulizia: Usare un panno umido e morbido e detersivo delicato per la pulizia.
  - Abbattere l'articolo se si prevedono condizioni meteorologiche avverse: vale a dire: venti forti.

- ES**
- **ADVERTENCIA!** Solo para uso doméstico.
  - **ADVERTENCIA!** Uso en exterior.
  - **ADVERTENCIA!** Peso máximo permitido 30 kg.
  - **ADVERTENCIA!** Mayores de 2 años.
  - Los menores deben ser supervisados por un adulto durante el tiempo que usen este artículo.
  - Desheche todo el material de embalaje.
  - Coloque el juguete sobre una superficie plana, a una distancia de por lo menos 2 m de cualquier tipo de estructura, como puede ser una cerca, un garage, la casa, ramas de arboles, cuerda de colgar ropa o cables de electricidad.
  - El juego no debe de instalarse sobre hormigón, asfalto o cualquier otra superficie dura.
  - Revise el juguete con regularidad antes de su uso.
  - Revise las conexiones regularmente para seguridad y evidencia de cualquier deterioro peligroso.
  - Se aconseja reemplazar las partes deterioradas por nuevas.
  - El mantenimiento en buenas condiciones del juguete evitará accidentes.
  - El juguete debe ser armado por una persona adulta.
  - El juguete debe ser supervisado cada tanto por un adulto.
  - Le aconsejamos guardar las instrucciones como referencia para el futuro.
  - Esta prohibido trepar al techo.
  - Limpieza: Utilice un paño suave y húmedo y detergente suave para limpiar.
  - Retire el producto si las condiciones metereologicas son severas. por ejemplo: vientos fuertes

