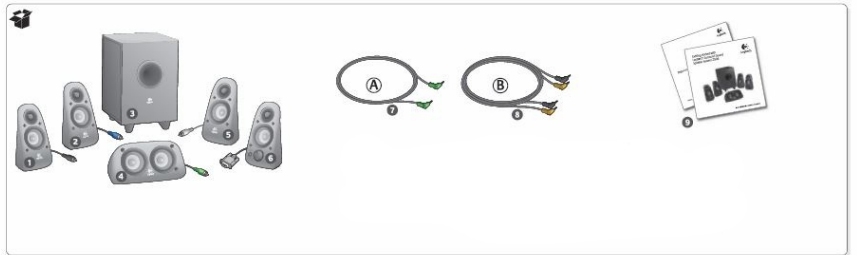


Logitech Surround Sound
Speaker System Z506



1

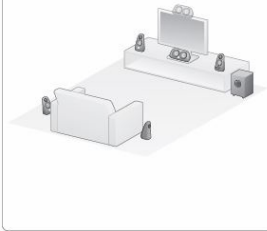


English
Connectors/Controls

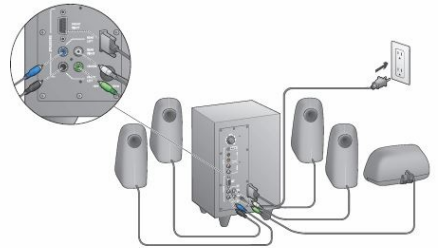
- 1. Bass level
- 2. Stereo audio source input jack (green)
- 3. Audio source input jacks (black, orange)
- 4. Right front speaker port (20k pin connector)
- 5. Speaker jacks (left-front = black, left-rear = blue, center = green, right-rear = gray)
- 6. Power cord
- 7. Power on/off button
- 8. Master volume: rotate knob to far left for mute.
- 9. 3.5 mm headphone jack: connect optional headphones, speakers mute automatically and adjust headphone volume using master volume.
- 10. Input: 120-240V~50/60 Hz 800 mA



2



3



4

